

U-MULTIRANK 2020

Belgian Universities in Global Comparison



U-MULTIRANK 2020

U-Multirank is a unique, multi-dimensional and international ranking of higher education institutions. It compares university performance across teaching and learning, research, knowledge transfer, international orientation and regional engagement. It is the largest and most inclusive ranking showcasing the diversity in higher education around the world. It is not a league table and does not use composite indicators, nor reputation weights. Therefore, there is no one best university in U-Multirank. The performance of a university is presented with individual scores – graded from 'A' (very good) to 'E' (weak) across the different areas.

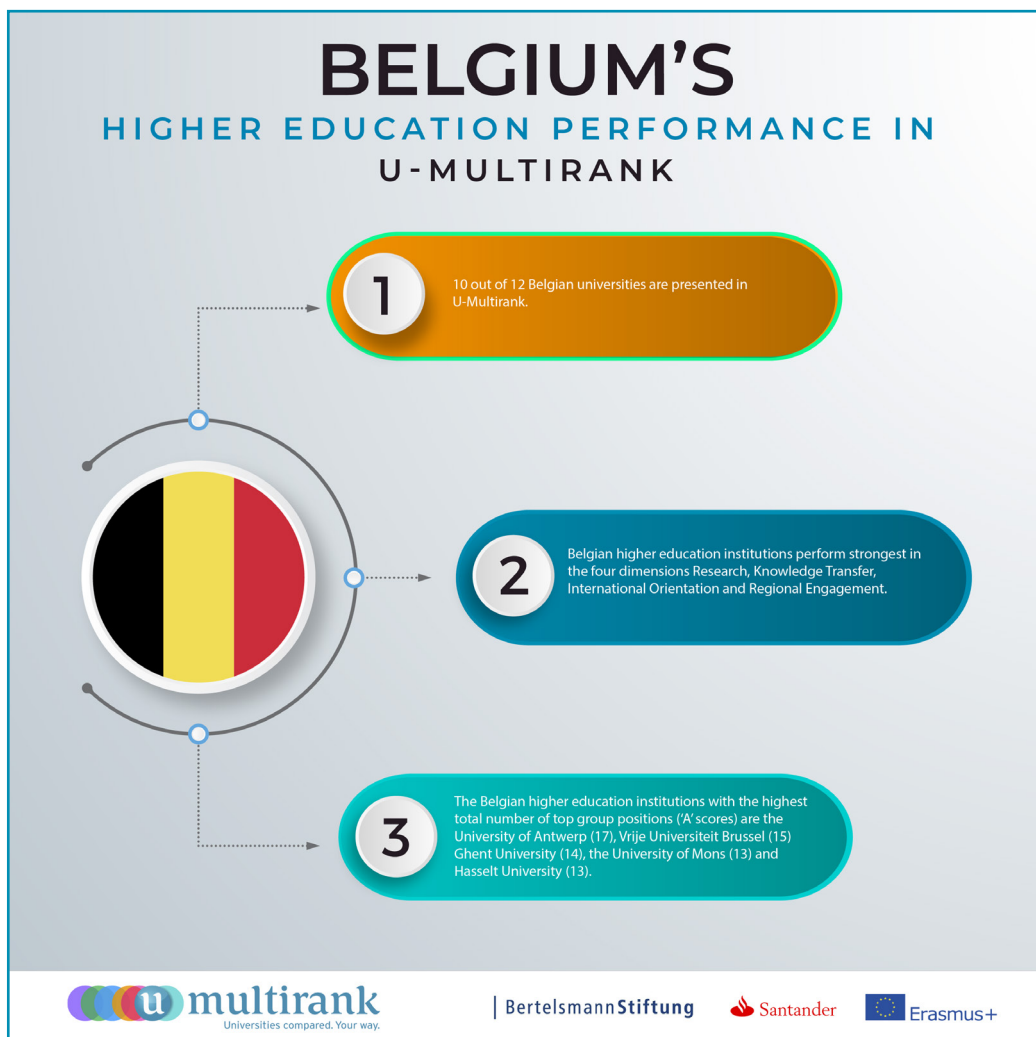
U-Multirank's 2020 edition presents data on 10 Belgian higher education institutions. For the full list of all universities from Belgium included in U-Multirank, please visit our [website](#).

CONTENTS

3	AT A GLANCE: HOW DO BELGIAN UNIVERSITIES FARE IN U-MULTIRANK?
4	WHICH ARE THE TOP PERFORMING UNIVERSITIES IN BELGIUM?
5	WHAT ARE THE PERFORMANCE PROFILES OF BELGIUM'S TOP SCORING UNIVERSITIES?
6	HOW DO BELGIAN UNIVERSITIES PERFORM GLOBALLY?
7	APPENDIX: HOW CAN DETAILED RESULTS BE PRESENTED?
8	WHAT IS U-MULTIRANK?

AT A GLANCE: HOW DO BELGIAN UNIVERSITIES FARE IN U-MULTIRANK?

- 10 out of 12 Belgian universities are presented in U-Multirank.
- Belgian higher education institutions perform strongest in the four dimensions Research, Knowledge Transfer, International Orientation and Regional Engagement.
- The Belgian higher education institutions with the highest total number of top group positions ('A' scores) are the University of Antwerp (17), Vrije Universiteit Brussel (15) Ghent University (14), the University of Mons (13) and Hasselt University (13).



WHICH ARE THE TOP PERFORMING UNIVERSITIES IN BELGIUM?

University of Antwerp received the highest number of 'A' (very good) scores on the institutional level for Belgium in 2020.

In this section we highlight the universities receiving the highest number of 'A' (very good) scores on the institutional level for the respective country.

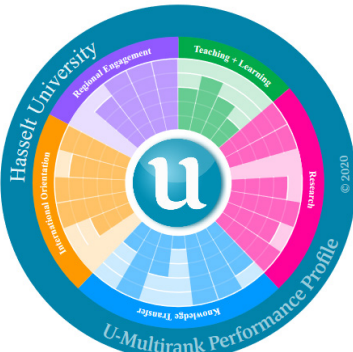
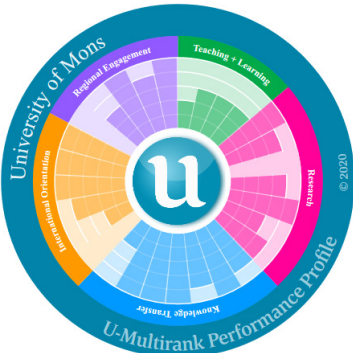
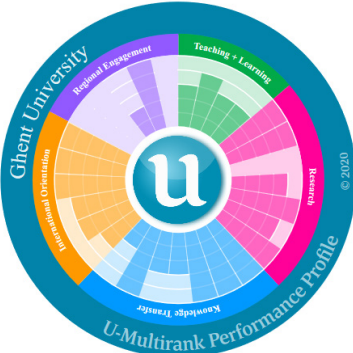
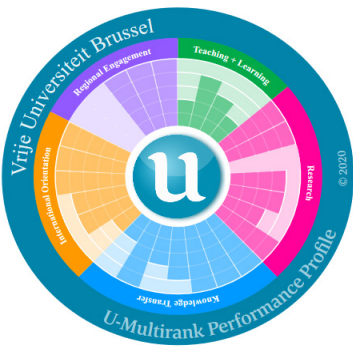
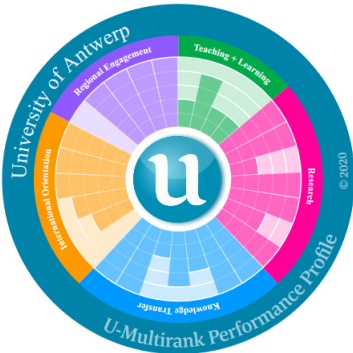
Although the number of 'A' scores shows top performance for the respective university, it does not imply one university is the 'best' in the country, as each university profile highlights different strengths.

Belgian universities with the highest number of overall top scores in 2020	Total 'A' scores 2020	Total 'A' scores 2020
University of Antwerp	17 ↑	10
Vrije Universiteit Brussel	15 ↑	10
Ghent University	14 =	14
University of Mons	13 ↑	9
Hasselt University	13 ↑	9

The list includes different profiles of institutions: comprehensive universities, as well as business schools and technical universities.

WHAT ARE THE PERFORMANCE PROFILES OF BELGIUM'S TOP SCORING UNIVERSITIES?

Using our unique sunburst chart, a clear picture is shown of the university's overall performance (the longer the bar, the higher the score).



U-MULTIRANK PRESENTS SUNBURSTS

U-Multirank Performance Profile for Vrije Universiteit Brussel. The sunburst chart shows performance across five categories: Teaching + Learning (green), Research (pink), Knowledge Transfer (blue), International Orientation (orange), and Regional Engagement (purple). The bars represent scores for 29 indicators, with the longest bars indicating the highest scores.

PERFORMANCE INDICATORS

TEACHING & LEARNING	1 Bachelor graduation rate 2 Masters graduation rate 3 Graduating on time (Bachelors) 4 Graduating on time (Masters)
RESEARCH	5 External research income 6 Research publications (size-normalized) 7 Art related output 8 Citation rate 9 Topcited publications 10 Interdisciplinary publications 11 Post-doc positions
KNOWLEDGE TRANSFER	12 Income from private sources 13 Co-publications with industrial partners 14 Patents awarded (size-normalized) 15 Industry co-patents 16 Spin-offs 17 Publications cited in patents 18 Income from continuous professional development
INTERNATIONAL ORIENTATION	19 Foreign language bachelor programmes 20 Foreign language master programmes 21 Student mobility 22 International academic staff 23 International doctorate degrees 24 International joint publications
REGIONAL ENGAGEMENT	25 Bachelor graduates working in the region 26 Student internships in the region 27 Regional joint publications 28 Income from regional sources 29 Master graduates working in the region

www.umultirank.org

For a list of definitions and calculations of indicators, see our [Indicator Book](#).

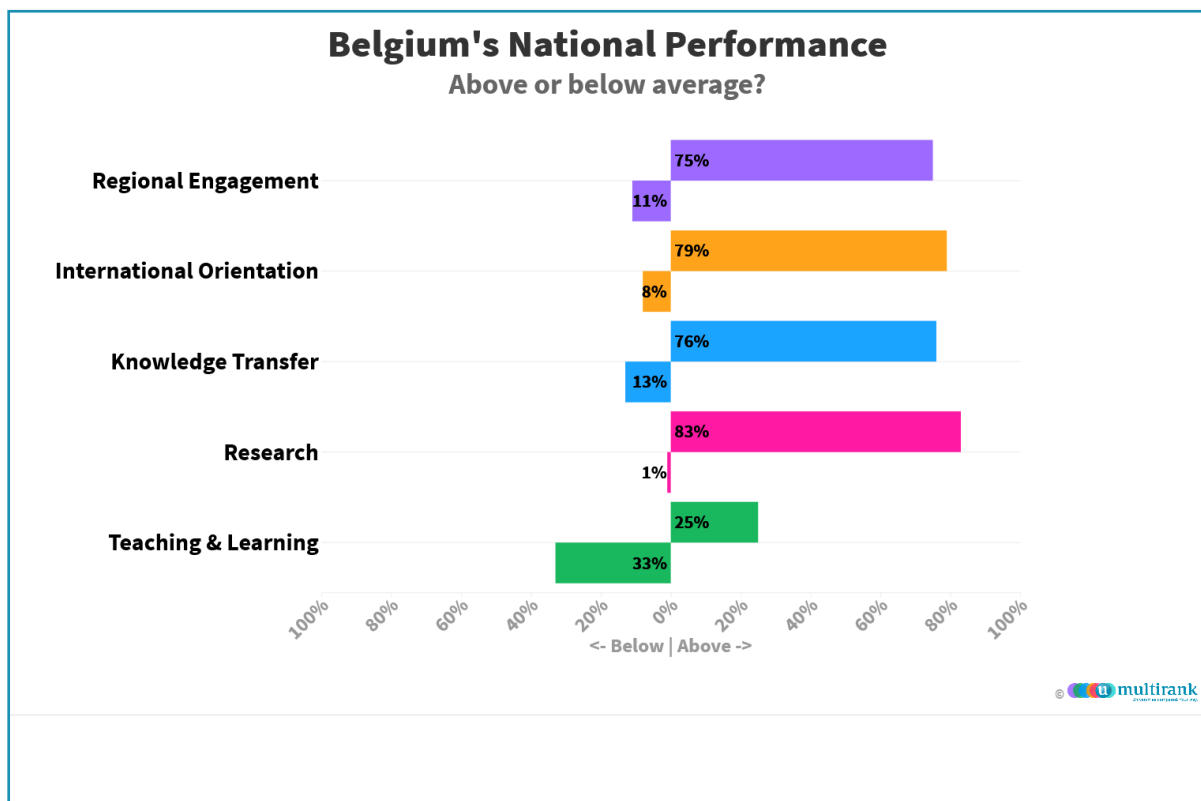
HOW DO BELGIAN UNIVERSITIES PERFORM GLOBALLY?

Belgian higher education institutions perform strongest in U-Multirank's Research and International Orientation dimensions.

Above or below average?

In this section we highlight the overall performance of Belgian universities on the institutional level per U-Multirank dimension.

The below table shows the national breakdown of Belgian universities and how they stand across the spectrum of above average (receiving a score of 'A' (very good) or 'B' (good)), or below average (receiving a score of 'D' (below average) or 'E' (weak)). In doing so, U-Multirank offers a clear picture on the countries strengths, and areas for improvement.



APPENDIX

DETAILED RESULTS

If you want to analyse further the performance of the universities in your country you can click the following links.

The below links lead directly to the national results pages where we pre-filtered the universities in your country into one list (for the university as a whole and for the subject areas included in U-Multirank so far). You can use the table to produce national rankings (see image below), or for personalised interactive analyses with the data.

If you're interested in tailor-made tables (institutional level, subject level, or with a specific focus in mind, such as internationalisation), please contact us, at info@umultirank.org. These links are also accessible via your country's 'Study in' page.

University		Your selection: 10 universities									
22.5.2020		Teaching & Learning		Research		Knowledge Transfer		International Orientation		Regional Engagement	
dev.umultirank.org		Bachelor graduation rate	Graduating on time (masters)	Citation rate	Research publications (size-normalised)	Co-publications with industrial partners	Patents awarded (size-normalised)	Student mobility	International joint publications	Bachelor graduates working in the region	Regional joint publications
Hasselt University	BE	C	D	B	A	A	A	A	A	-	A
Vrije Universiteit Brussel	BE	D	D	B	A	A	A	B	A	-	A
University of Antwerp	BE	D	D	A	A	A	C	B	A	-	A
Université libre de Bruxelles	BE	-	-	B	A	A	A	-	A	-	A
Catholic University of Leuven	BE	-	-	A	A	A	A	-	A	-	B
Université catholique de Louvain	BE	-	-	B	A	A	A	-	A	-	A
Ghent University	BE	C	C	B	A	A	A	B	A	-	D
Université de Liège	BE	-	-	B	A	A	A	-	A	-	D
Université de Mons	BE	D	C	B	B	A	B	B	A	-	A
Université de Namur	BE	D	B	B	B	B	D	C	A	E	C

U-Multirank's National University Rankings 2020-2021 – Belgium

- [Institutional Rankings](#)

- [Linguistics Rankings \(new\)](#)
- [Political Science Rankings \(updated\)](#)
- [Social Geography Rankings \(new\)](#)
- [Sociology Rankings \(updated\)](#)

U-Multirank's Subject Rankings 2020-2021 – Belgium

- [Business Studies Rankings \(updated\)](#)
- [Earth Sciences/ Geology Rankings \(new\)](#)
- [Economics Rankings \(updated\)](#)
- [Education Rankings \(updated\)](#)
- [History Rankings \(updated\)](#)
- [International Law Rankings \(new\)](#)

Press materials:

- [Advanced press release \(includes graphics and tables for download in Appendix\)](#)
- [FAQ](#)
- [Overview Infographic 2020](#)



WHAT IS U-MULTIRANK?

U-Multirank is a multidimensional, user-driven approach to international ranking of higher education institutions. It compares the performances of higher education institutions – in short: universities – in the five dimensions of university activity:

(1) teaching and learning, (2) research, (3) knowledge transfer, (4) international orientation and (5) regional engagement.

The U-Multirank web tool enables comparisons at the level of the university as a whole and at the level of specific study programmes. Based on empirical data, U-Multirank compares institutions with similar institutional profiles ('like-with-like') and allows users to develop their own personalised rankings by selecting indicators in terms of their own preferences.

Based on the results of a feasibility study covering 150 universities which was carried out in 2010/11, the European Commission decided to fund the implementation of U-Multirank. This roll out is carried out by a consortium led by Professor Frans van Vught of the Center for Higher Education Policy Studies (CHEPS), University of Twente in the Netherlands and Professor Frank Ziegele of the Centre for Higher Education (CHE) in Germany as well as the Centre for Science and Technology Studies (CWTS) from Leiden University, Fundacion CYD and Folge 3. U-Multirank is funded by the European Commission, the Bertelsmann Foundation and Banco Santander. The consortium also works closely with a range of national ranking partners and stakeholder organisations.

The work of the U-Multirank consortium is overseen by an Advisory Board.



Funded by:

| BertelsmannStiftung



CONTACT US

info@umultirank.org
P.O. Box 105
33311, Guetersloh, Germany
Tel.: +49 (0) 5241 9761 58
Fax: +49 (0) 5241 9761 40



WWW.UMULTIRANK.ORG